



#3702 - Chestnut Hill East

Get The App

The CHE train line (#3702 - Chestnut Hill East) has 42 routes. For regular weekdays, their operation hours are:
 (1) #3702 - Chestnut Hill East: 7:58 AM(2) #4702 - Chestnut Hill East: 5:35 AM(3) #6700 - Chestnut Hill East: 6:34 AM(4) #6771 - Gray 30th Street: 7:30 AM(5) #702 - Chestnut Hill East: 5:53 AM(6) #703 - Center City Philadelphia: 6:00 AM(7) #705 - Center City Philadelphia: 7:00 AM(8) #706 - Chestnut Hill East: 9:52 AM(9) #707 - Center City Philadelphia: 8:00 AM(10) #708 - Chestnut Hill East: 10:52 AM(11) #709 - Center City Philadelphia: 9:00 AM(12) #710 - Chestnut Hill East: 11:52 AM(13) #711 - Center City Philadelphia: 9:57 AM(14) #712 - Chestnut Hill East: 12:44 PM(15) #713 - Center City Philadelphia: 11:00 AM(16) #714 - Chestnut Hill East: 1:52 PM(17) #715 - Center City Philadelphia: 11:57 AM(18) #716 - Chestnut Hill East: 2:44 PM(19) #717 - Center City Philadelphia: 1:00 PM(20) #718 - Chestnut Hill East: 4:00 PM(21) #719 - Center City Philadelphia: 2:02 PM(22) #720 - Chestnut Hill East: 4:58 PM(23) #722 - Chestnut Hill East: 5:58 PM(24) #723 - Center City Philadelphia: 5:10 PM(25) #725 - Center City Philadelphia: 5:01 PM(26) #726 - Chestnut Hill East: 7:52 PM(27) #727 - Center City Philadelphia: 6:00 PM(28) #728 - Chestnut Hill East: 8:53 PM(29) #729 - Center City Philadelphia: 7:00 PM(30) #730 - Chestnut Hill East: 9:56 PM(31) #731 - Center City Philadelphia: 8:00 PM(32) #732 - Chestnut Hill East: 10:58 PM(33) #733 - Center City Philadelphia: 9:00 PM(34) #734 - Chestnut Hill East: 11:52 PM(35) #735 - Center City Philadelphia: 10:00 PM(36) #737 - Center City Philadelphia: 11:00 PM(37) #738 - Chestnut Hill East: 12:03 AM(38) #7537 - Center City Philadelphia: 4:04 PM(39) #7821 - Center City Philadelphia: 3:06 PM(40) #8716 - Chestnut Hill East: 8:47 AM(41) #8750 - Chestnut Hill East: 5:25 PM(42) #8756 - Chestnut Hill East: 6:59 PM

Use the Moovit App to find the closest CHE train station near you and find out when is the next CHE train arriving.

Direction: #3702 - Chestnut Hill East

13 stops

[VIEW LINE SCHEDULE](#)

- Suburban Station
- Jefferson Station
- Temple University
- Wayne Junction
- Wister
- Germantown
- Washington Lane
- Stenton
- Sedgwick
- Mount Airy
- Wyndmoor
- Gravers
- Chestnut Hill East

CHE train Time Schedule

#3702 - Chestnut Hill East Route Timetable:

Sunday	Not Operational
Monday	7:58 AM
Tuesday	7:58 AM
Wednesday	7:58 AM
Thursday	7:58 AM
Friday	7:58 AM
Saturday	Not Operational

CHE train Info

Direction: #3702 - Chestnut Hill East

Stops: 13

Trip Duration: 43 min

Line Summary:

[CHE train Line Map](#)

Direction: #4702 - Chestnut Hill East

13 stops

[VIEW LINE SCHEDULE](#)

Suburban Station
Jefferson Station
Temple University
Wayne Junction
Wister
Germantown
Washington Lane
Stenton
Sedgwick
Mount Airy
Wyndmoor
Gravers
Chestnut Hill East

CHE train Time Schedule

#4702 - Chestnut Hill East Route Timetable:

Sunday	5:35 AM
Monday	Not Operational
Tuesday	Not Operational
Wednesday	Not Operational
Thursday	Not Operational
Friday	Not Operational
Saturday	5:35 AM


CHE train Info

Direction: #4702 - Chestnut Hill East

Stops: 13

Trip Duration: 33 min

Line Summary:

 [CHE train Line Map](#)

Direction: #6700 - Chestnut Hill East

14 stops

[VIEW LINE SCHEDULE](#)

30th Street
Suburban Station
Jefferson Station
Temple University
Wayne Junction
Wister
Germantown
Washington Lane
Stenton
Sedgwick
Mount Airy
Wyndmoor
Gravers

CHE train Time Schedule

#6700 - Chestnut Hill East Route Timetable:

Sunday	Not Operational
Monday	6:34 AM
Tuesday	6:34 AM
Wednesday	6:34 AM
Thursday	6:34 AM
Friday	6:34 AM
Saturday	Not Operational


CHE train Info

Direction: #6700 - Chestnut Hill East

Stops: 14

Trip Duration: 48 min

Line Summary:

 [CHE train Line Map](#)

Chestnut Hill East

Direction: #6771 - Gray 30th Street

14 stops

[VIEW LINE SCHEDULE](#)

Chestnut Hill East
Gravers
Wyndmoor
Mount Airy
Sedgwick
Stenton
Washington Lane
Germantown
Wister
Wayne Junction
Temple University
Jefferson Station
Suburban Station
30th Street

CHE train Time Schedule

#6771 - Gray 30th Street Route Timetable:

Sunday	Not Operational
Monday	7:30 AM
Tuesday	7:30 AM
Wednesday	7:30 AM
Thursday	7:30 AM
Friday	7:30 AM
Saturday	Not Operational


CHE train Info

Direction: #6771 - Gray 30th Street

Stops: 14

Trip Duration: 46 min

Line Summary:

 [CHE train Line Map](#)

Direction: #702 - Chestnut Hill East

13 stops

[VIEW LINE SCHEDULE](#)

Suburban Station
Jefferson Station
Temple University
Wayne Junction
Wister
Germantown
Washington Lane
Stenton
Sedgwick
Mount Airy

CHE train Time Schedule

#702 - Chestnut Hill East Route Timetable:

Sunday	Not Operational
Monday	5:53 AM
Tuesday	5:53 AM
Wednesday	5:53 AM
Thursday	5:53 AM
Friday	5:53 AM
Saturday	Not Operational

CHE train Info

Direction: #702 - Chestnut Hill East

Stops: 13


Trip Duration: 43 min

Line Summary:

Wyndmoor

Gravers

Chestnut Hill East

 [CHE train Line Map](#)

Direction: #703 - Center City Philadelphia

13 stops

[VIEW LINE SCHEDULE](#)

Chestnut Hill East

Gravers

Wyndmoor

Mount Airy

Sedgwick

Stenton

Washington Lane

Germantown

Wister

Wayne Junction

Temple University

Jefferson Station

Suburban Station

CHE train Time Schedule

#703 - Center City Philadelphia Route Timetable:

Sunday	7:00 AM
Monday	6:00 AM
Tuesday	6:00 AM
Wednesday	6:00 AM
Thursday	6:00 AM
Friday	6:00 AM
Saturday	7:00 AM


CHE train Info

Direction: #703 - Center City Philadelphia

Stops: 13

Trip Duration: 33 min

Line Summary:

 [CHE train Line Map](#)

Direction: #705 - Center City Philadelphia

13 stops

[VIEW LINE SCHEDULE](#)

Chestnut Hill East

Gravers

Wyndmoor

Mount Airy

Sedgwick

Stenton

Washington Lane

Germantown

Wister

CHE train Time Schedule

#705 - Center City Philadelphia Route Timetable:

Sunday	Not Operational
Monday	7:00 AM
Tuesday	7:00 AM
Wednesday	7:00 AM
Thursday	7:00 AM
Friday	7:00 AM
Saturday	Not Operational

CHE train Info

Direction: #705 - Center City Philadelphia

Stops: 13

Trip Duration: 40 min

Wayne Junction

Temple University

Jefferson Station

Suburban Station

Line Summary:

 [CHE train Line Map](#)

Direction: #706 - Chestnut Hill East

13 stops

[VIEW LINE SCHEDULE](#)

Suburban Station

Jefferson Station

Temple University

Wayne Junction

Wister

Germantown

Washington Lane

Stenton

Sedgwick

Mount Airy

Wyndmoor

Gravers

Chestnut Hill East

CHE train Time Schedule

#706 - Chestnut Hill East Route Timetable:

Sunday	8:03 AM
Monday	9:52 AM
Tuesday	9:52 AM
Wednesday	9:52 AM
Thursday	9:52 AM
Friday	9:52 AM
Saturday	8:03 AM

CHE train Info

Direction: #706 - Chestnut Hill East

Stops: 13

Trip Duration: 34 min

Line Summary:

 [CHE train Line Map](#)

Direction: #707 - Center City Philadelphia

13 stops

[VIEW LINE SCHEDULE](#)

Chestnut Hill East

Gravers

Wyndmoor

Mount Airy

Sedgwick

Stenton

Washington Lane

Germantown

CHE train Time Schedule

#707 - Center City Philadelphia Route Timetable:

Sunday	8:58 AM
Monday	8:00 AM
Tuesday	8:00 AM
Wednesday	8:00 AM
Thursday	8:00 AM
Friday	8:00 AM
Saturday	8:58 AM

CHE train Info

Direction: #707 - Center City Philadelphia

Wister

Wayne Junction

Temple University

Jefferson Station

Suburban Station

Stops: 13

Trip Duration: 33 min

Line Summary:

 [CHE train Line Map](#)

Direction: #708 - Chestnut Hill East

13 stops

[VIEW LINE SCHEDULE](#)

Suburban Station

Jefferson Station

Temple University

Wayne Junction

Wister

Germantown

Washington Lane

Stenton

Sedgwick

Mount Airy

Wyndmoor

Gravers

Chestnut Hill East

CHE train Time Schedule

#708 - Chestnut Hill East Route Timetable:

Sunday	Not Operational
Monday	10:52 AM
Tuesday	10:52 AM
Wednesday	10:52 AM
Thursday	10:52 AM
Friday	10:52 AM
Saturday	Not Operational


CHE train Info

Direction: #708 - Chestnut Hill East

Stops: 13

Trip Duration: 40 min

Line Summary:

 [CHE train Line Map](#)

Direction: #709 - Center City Philadelphia

13 stops

[VIEW LINE SCHEDULE](#)

Chestnut Hill East

Gravers

Wyndmoor

Mount Airy

Sedgwick

Stenton

Washington Lane

CHE train Time Schedule

#709 - Center City Philadelphia Route Timetable:

Sunday	Not Operational
Monday	9:00 AM
Tuesday	9:00 AM
Wednesday	9:00 AM
Thursday	9:00 AM
Friday	9:00 AM
Saturday	Not Operational

Germantown

Wister

Wayne Junction

Temple University

Jefferson Station

Suburban Station

CHE train Info

Direction: #709 - Center City Philadelphia

Stops: 13

Trip Duration: 40 min

Line Summary:

 [CHE train Line Map](#)

Direction: #710 - Chestnut Hill East

13 stops

[VIEW LINE SCHEDULE](#)

Suburban Station

Jefferson Station

Temple University

Wayne Junction

Wister

Germantown

Washington Lane

Stenton

Sedgwick

Mount Airy

Wyndmoor

Gravers

Chestnut Hill East

CHE train Time Schedule

#710 - Chestnut Hill East Route Timetable:

Sunday	10:03 AM
Monday	11:52 AM
Tuesday	11:52 AM
Wednesday	11:52 AM
Thursday	11:52 AM
Friday	11:52 AM
Saturday	10:03 AM

CHE train Info

Direction: #710 - Chestnut Hill East

Stops: 13

Trip Duration: 34 min

Line Summary:

 [CHE train Line Map](#)

Direction: #711 - Center City Philadelphia

13 stops

[VIEW LINE SCHEDULE](#)

Chestnut Hill East

Gravers

Wyndmoor

Mount Airy

Sedgwick

Stenton

CHE train Time Schedule

#711 - Center City Philadelphia Route Timetable:

Sunday	11:00 AM
Monday	9:57 AM
Tuesday	9:57 AM
Wednesday	9:57 AM
Thursday	9:57 AM
Friday	9:57 AM
Saturday	11:00 AM

Washington Lane
Germantown
Wister
Wayne Junction
Temple University
Jefferson Station
Suburban Station

CHE train Info

Direction: #711 - Center City Philadelphia
Stops: 13
Trip Duration: 33 min
Line Summary:

 [CHE train Line Map](#)

Direction: #712 - Chestnut Hill East

13 stops
[VIEW LINE SCHEDULE](#)

Suburban Station
Jefferson Station
Temple University
Wayne Junction
Wister
Germantown
Washington Lane
Stenton
Sedgwick
Mount Airy
Wyndmoor
Gravers
Chestnut Hill East


CHE train Time Schedule

#712 - Chestnut Hill East Route Timetable:

Sunday	Not Operational
Monday	12:44 PM
Tuesday	12:44 PM
Wednesday	12:44 PM
Thursday	12:44 PM
Friday	12:44 PM
Saturday	Not Operational

CHE train Info

Direction: #712 - Chestnut Hill East
Stops: 13
Trip Duration: 40 min
Line Summary:

 [CHE train Line Map](#)

Direction: #713 - Center City Philadelphia

13 stops
[VIEW LINE SCHEDULE](#)

Chestnut Hill East
Gravers
Wyndmoor
Mount Airy
Sedgwick

CHE train Time Schedule

#713 - Center City Philadelphia Route Timetable:

Sunday	Not Operational
Monday	11:00 AM
Tuesday	11:00 AM
Wednesday	11:00 AM
Thursday	11:00 AM
Friday	11:00 AM
Saturday	Not Operational

Stenton

Washington Lane

Germantown

Wister

Wayne Junction

Temple University

Jefferson Station

Suburban Station

CHE train Info

Direction: #713 - Center City Philadelphia

Stops: 13

Trip Duration: 40 min

Line Summary:

 [CHE train Line Map](#)

CHE train Time Schedule

#714 - Chestnut Hill East Route Timetable:

Sunday	11:58 AM
Monday	1:52 PM
Tuesday	1:52 PM
Wednesday	1:52 PM
Thursday	1:52 PM
Friday	1:52 PM
Saturday	11:58 AM

CHE train Info

Direction: #714 - Chestnut Hill East

Stops: 13

Trip Duration: 34 min

Line Summary:

 [CHE train Line Map](#)

CHE train Time Schedule

#715 - Center City Philadelphia Route Timetable:

Sunday	1:00 PM
Monday	11:57 AM
Tuesday	11:57 AM
Wednesday	11:57 AM
Thursday	11:57 AM
Friday	11:57 AM

Direction: #714 - Chestnut Hill East

13 stops

[VIEW LINE SCHEDULE](#)

Suburban Station

Jefferson Station

Temple University

Wayne Junction

Wister

Germantown

Washington Lane

Stenton

Sedgwick

Mount Airy

Wyndmoor

Gravers

Chestnut Hill East

Direction: #715 - Center City Philadelphia

13 stops

[VIEW LINE SCHEDULE](#)

Chestnut Hill East

Gravers

Wyndmoor

Mount Airy

Sedgwick

Saturday

1:00 PM

Stenton

Washington Lane

Germantown

Wister

Wayne Junction

Temple University

Jefferson Station

Suburban Station

CHE train Info

Direction: #715 - Center City Philadelphia

Stops: 13

Trip Duration: 33 min

Line Summary:

 [CHE train Line Map](#)

Direction: #716 - Chestnut Hill East

13 stops

[VIEW LINE SCHEDULE](#)

Suburban Station

Jefferson Station

Temple University

Wayne Junction

Wister

Germantown

Washington Lane

Stenton

Sedgwick

Mount Airy

Wyndmoor

Gravers

Chestnut Hill East

CHE train Time Schedule

#716 - Chestnut Hill East Route Timetable:

Sunday	Not Operational
Monday	2:44 PM
Tuesday	2:44 PM
Wednesday	2:44 PM
Thursday	2:44 PM
Friday	2:44 PM
Saturday	Not Operational

CHE train Info

Direction: #716 - Chestnut Hill East

Stops: 13

Trip Duration: 43 min

Line Summary:

 [CHE train Line Map](#)

Direction: #717 - Center City Philadelphia

13 stops

[VIEW LINE SCHEDULE](#)

Chestnut Hill East

Gravers

Wyndmoor

CHE train Time Schedule

#717 - Center City Philadelphia Route Timetable:

Sunday	Not Operational
Monday	1:00 PM
Tuesday	1:00 PM
Wednesday	1:00 PM
Thursday	1:00 PM

Mount Airy
Sedgwick
Stenton
Washington Lane
Germantown
Wister
Wayne Junction
Temple University
Jefferson Station
Suburban Station

Friday 1:00 PM

Saturday Not Operational


CHE train Info

Direction: #717 - Center City Philadelphia

Stops: 13

Trip Duration: 40 min

Line Summary:

 [CHE train Line Map](#)

Direction: #718 - Chestnut Hill East

13 stops

[VIEW LINE SCHEDULE](#)

Suburban Station
Jefferson Station
Temple University
Wayne Junction
Wister
Germantown
Washington Lane
Stenton
Sedgwick
Mount Airy
Wyndmoor
Gravers
Chestnut Hill East

CHE train Time Schedule

#718 - Chestnut Hill East Route Timetable:

Sunday 2:03 PM

Monday 4:00 PM

Tuesday 4:00 PM

Wednesday 4:00 PM

Thursday 4:00 PM

Friday 4:00 PM

Saturday 2:03 PM

CHE train Info

Direction: #718 - Chestnut Hill East

Stops: 13

Trip Duration: 34 min

Line Summary:

 [CHE train Line Map](#)

Direction: #719 - Center City Philadelphia

13 stops

[VIEW LINE SCHEDULE](#)

Chestnut Hill East
Gravers

CHE train Time Schedule

#719 - Center City Philadelphia Route Timetable:

Sunday 3:00 PM

Monday 2:02 PM

Tuesday 2:02 PM

Wednesday 2:02 PM

Wyndmoor
Mount Airy
Sedgwick
Stenton
Washington Lane
Germantown
Wister
Wayne Junction
Temple University
Jefferson Station
Suburban Station

Thursday	2:02 PM
Friday	2:02 PM
Saturday	3:00 PM

CHE train Info

Direction: #719 - Center City Philadelphia

Stops: 13

Trip Duration: 33 min

Line Summary:

 [CHE train Line Map](#)

Direction: #720 - Chestnut Hill East

13 stops

[VIEW LINE SCHEDULE](#)

Suburban Station
Jefferson Station
Temple University
Wayne Junction
Wister
Germantown
Washington Lane
Stenton
Sedgwick
Mount Airy
Wyndmoor
Gravers
Chestnut Hill East

CHE train Time Schedule

#720 - Chestnut Hill East Route Timetable:

Sunday	Not Operational
Monday	4:58 PM
Tuesday	4:58 PM
Wednesday	4:58 PM
Thursday	4:58 PM
Friday	4:58 PM
Saturday	Not Operational

CHE train Info

Direction: #720 - Chestnut Hill East

Stops: 13

Trip Duration: 42 min

Line Summary:

 [CHE train Line Map](#)

Direction: #722 - Chestnut Hill East

13 stops

[VIEW LINE SCHEDULE](#)

Suburban Station

CHE train Time Schedule

#722 - Chestnut Hill East Route Timetable:

Sunday	3:58 PM
Monday	5:58 PM
Tuesday	5:58 PM

Jefferson Station
Temple University
Wayne Junction
Wister
Germantown
Washington Lane
Stenton
Sedgwick
Mount Airy
Wyndmoor
Gravers
Chestnut Hill East

Wednesday	5:58 PM
Thursday	5:58 PM
Friday	5:58 PM
Saturday	3:58 PM


CHE train Info

Direction: #722 - Chestnut Hill East

Stops: 13

Trip Duration: 34 min

Line Summary:

 [CHE train Line Map](#)

Direction: #723 - Center City Philadelphia

13 stops

[VIEW LINE SCHEDULE](#)

Chestnut Hill East
Gravers
Wyndmoor
Mount Airy
Sedgwick
Stenton
Washington Lane
Germantown
Wister
Wayne Junction
Temple University
Jefferson Station
Suburban Station

CHE train Time Schedule

#723 - Center City Philadelphia Route Timetable:

Sunday	5:10 PM
Monday	Not Operational
Tuesday	Not Operational
Wednesday	Not Operational
Thursday	Not Operational
Friday	Not Operational
Saturday	5:10 PM

CHE train Info

Direction: #723 - Center City Philadelphia

Stops: 13

Trip Duration: 33 min

Line Summary:

 [CHE train Line Map](#)

Direction: #725 - Center City Philadelphia

13 stops

[VIEW LINE SCHEDULE](#)

CHE train Time Schedule

#725 - Center City Philadelphia Route Timetable:

Sunday	Not Operational
--------	-----------------

Chestnut Hill East

Gravers

Wyndmoor

Mount Airy

Sedgwick

Stenton

Washington Lane

Germantown

Wister

Wayne Junction

Temple University

Jefferson Station

Suburban Station

Monday

5:01 PM

Tuesday

5:01 PM

Wednesday

5:01 PM

Thursday

5:01 PM

Friday

5:01 PM

Saturday

Not Operational

CHE train Info

Direction: #725 - Center City Philadelphia

Stops: 13

Trip Duration: 39 min

Line Summary:

 [CHE train Line Map](#)

Direction: #726 - Chestnut Hill East

13 stops

[VIEW LINE SCHEDULE](#)

Suburban Station

Jefferson Station

Temple University

Wayne Junction

Wister

Germantown

Washington Lane

Stenton

Sedgwick

Mount Airy

Wyndmoor

Gravers

Chestnut Hill East

CHE train Time Schedule

#726 - Chestnut Hill East Route Timetable:

Sunday

6:03 PM

Monday

7:52 PM

Tuesday

7:52 PM

Wednesday

7:52 PM

Thursday

7:52 PM

Friday

7:52 PM

Saturday

6:03 PM

CHE train Info

Direction: #726 - Chestnut Hill East

Stops: 13

Trip Duration: 34 min

Line Summary:

 [CHE train Line Map](#)

Direction: #727 - Center City Philadelphia

13 stops

[VIEW LINE SCHEDULE](#)

CHE train Time Schedule

#727 - Center City Philadelphia Route Timetable:

Chestnut Hill East

Gravers

Wyndmoor

Mount Airy

Sedgwick

Stenton

Washington Lane

Germantown

Wister

Wayne Junction

Temple University

Jefferson Station

Suburban Station

Sunday	7:00 PM
Monday	6:00 PM
Tuesday	6:00 PM
Wednesday	6:00 PM
Thursday	6:00 PM
Friday	6:00 PM
Saturday	7:00 PM

CHE train Info

Direction: #727 - Center City Philadelphia

Stops: 13

Trip Duration: 33 min

Line Summary:

 [CHE train Line Map](#)

Direction: #728 - Chestnut Hill East

13 stops

[VIEW LINE SCHEDULE](#)

Suburban Station

Jefferson Station

Temple University

Wayne Junction

Wister

Germantown

Washington Lane

Stenton

Sedgwick

Mount Airy

Wyndmoor

Gravers

Chestnut Hill East

CHE train Time Schedule

#728 - Chestnut Hill East Route Timetable:

Sunday	Not Operational
Monday	8:53 PM
Tuesday	8:53 PM
Wednesday	8:53 PM
Thursday	8:53 PM
Friday	8:53 PM
Saturday	Not Operational

CHE train Info

Direction: #728 - Chestnut Hill East

Stops: 13

Trip Duration: 42 min

Line Summary:

 [CHE train Line Map](#)

Direction: #729 - Center City Philadelphia

CHE train Time Schedule

#729 - Center City Philadelphia Route Timetable:

13 stops

[VIEW LINE SCHEDULE](#)

- Chestnut Hill East
- Gravers
- Wyndmoor
- Mount Airy
- Sedgwick
- Stenton
- Washington Lane
- Germantown
- Wister
- Wayne Junction
- Temple University
- Jefferson Station
- Suburban Station

Direction: #730 - Chestnut Hill East

13 stops

[VIEW LINE SCHEDULE](#)

- Suburban Station
- Jefferson Station
- Temple University
- Wayne Junction
- Wister
- Germantown
- Washington Lane
- Stenton
- Sedgwick
- Mount Airy
- Wyndmoor
- Gravers
- Chestnut Hill East

Sunday	Not Operational
Monday	7:00 PM
Tuesday	7:00 PM
Wednesday	7:00 PM
Thursday	7:00 PM
Friday	7:00 PM
Saturday	Not Operational


CHE train Info

Direction: #729 - Center City Philadelphia

Stops: 13

Trip Duration: 40 min

Line Summary:

 [CHE train Line Map](#)

CHE train Time Schedule

#730 - Chestnut Hill East Route Timetable:

Sunday	8:03 PM
Monday	9:56 PM
Tuesday	9:56 PM
Wednesday	9:56 PM
Thursday	9:56 PM
Friday	9:56 PM
Saturday	8:03 PM

CHE train Info

Direction: #730 - Chestnut Hill East

Stops: 13

Trip Duration: 34 min

Line Summary:

 [CHE train Line Map](#)

CHE train Time Schedule

Direction: #731 - Center City Philadelphia

13 stops

[VIEW LINE SCHEDULE](#)

Chestnut Hill East
 Gravers
 Wyndmoor
 Mount Airy
 Sedgwick
 Stenton
 Washington Lane
 Germantown
 Wister
 Wayne Junction
 Temple University
 Jefferson Station
 Suburban Station

Direction: #732 - Chestnut Hill East


13 stops

[VIEW LINE SCHEDULE](#)

Suburban Station
 Jefferson Station
 Temple University
 Wayne Junction
 Wister
 Germantown
 Washington Lane
 Stenton
 Sedgwick
 Mount Airy
 Wyndmoor
 Gravers
 Chestnut Hill East

#731 - Center City Philadelphia Route Timetable:

Sunday	8:57 PM
Monday	8:00 PM
Tuesday	8:00 PM
Wednesday	8:00 PM
Thursday	8:00 PM
Friday	8:00 PM
Saturday	8:57 PM

CHE train Info**Direction:** #731 - Center City Philadelphia**Stops:** 13**Trip Duration:** 33 min**Line Summary:** [CHE train Line Map](#)**CHE train Time Schedule****#732 - Chestnut Hill East Route Timetable:**

Sunday	Not Operational
Monday	10:58 PM
Tuesday	10:58 PM
Wednesday	10:58 PM
Thursday	10:58 PM
Friday	10:58 PM
Saturday	Not Operational

CHE train Info**Direction:** #732 - Chestnut Hill East**Stops:** 13**Trip Duration:** 42 min**Line Summary:** [CHE train Line Map](#)

Direction: #733 - Center City Philadelphia

13 stops

[VIEW LINE SCHEDULE](#)

Chestnut Hill East
Gravers
Wyndmoor
Mount Airy
Sedgwick
Stenton
Washington Lane
Germantown
Wister
Wayne Junction
Temple University
Jefferson Station
Suburban Station

Direction: #734 - Chestnut Hill East

13 stops

[VIEW LINE SCHEDULE](#)

Suburban Station
Jefferson Station
Temple University
Wayne Junction
Wister
Germantown
Washington Lane
Stenton
Sedgwick
Mount Airy
Wyndmoor
Gravers
Chestnut Hill East

CHE train Time Schedule

#733 - Center City Philadelphia Route Timetable:

Sunday	Not Operational
Monday	9:00 PM
Tuesday	9:00 PM
Wednesday	9:00 PM
Thursday	9:00 PM
Friday	9:00 PM
Saturday	Not Operational

CHE train Info

Direction: #733 - Center City Philadelphia

Stops: 13

Trip Duration: 40 min

Line Summary:

 [CHE train Line Map](#)

CHE train Time Schedule

#734 - Chestnut Hill East Route Timetable:

Sunday	10:03 PM
Monday	11:52 PM
Tuesday	11:52 PM
Wednesday	11:52 PM
Thursday	11:52 PM
Friday	11:52 PM
Saturday	10:03 PM


CHE train Info

Direction: #734 - Chestnut Hill East

Stops: 13

Trip Duration: 34 min

Line Summary:

 [CHE train Line Map](#)

Direction: #735 - Center City Philadelphia

13 stops

[VIEW LINE SCHEDULE](#)

Chestnut Hill East
Gravers
Wyndmoor
Mount Airy
Sedgwick
Stenton
Washington Lane
Germantown
Wister
Wayne Junction
Temple University
Jefferson Station
Suburban Station

Direction: #737 - Center City Philadelphia

13 stops

[VIEW LINE SCHEDULE](#)

Chestnut Hill East
Gravers
Wyndmoor
Mount Airy
Sedgwick
Stenton
Washington Lane
Germantown
Wister
Wayne Junction
Temple University
Jefferson Station

CHE train Time Schedule

#735 - Center City Philadelphia Route Timetable:

Sunday	11:00 PM
Monday	10:00 PM
Tuesday	10:00 PM
Wednesday	10:00 PM
Thursday	10:00 PM
Friday	10:00 PM
Saturday	11:00 PM


CHE train Info

Direction: #735 - Center City Philadelphia

Stops: 13

Trip Duration: 33 min

Line Summary:

 [CHE train Line Map](#)

CHE train Time Schedule

#737 - Center City Philadelphia Route Timetable:

Sunday	Not Operational
Monday	11:00 PM
Tuesday	11:00 PM
Wednesday	11:00 PM
Thursday	11:00 PM
Friday	11:00 PM
Saturday	Not Operational


CHE train Info

Direction: #737 - Center City Philadelphia

Stops: 13

Trip Duration: 40 min

Line Summary:

 [CHE train Line Map](#)

Suburban Station

Direction: #738 - Chestnut Hill East

13 stops

[VIEW LINE SCHEDULE](#)

Suburban Station
Jefferson Station
Temple University
Wayne Junction
Wister
Germantown
Washington Lane
Stenton
Sedgwick
Mount Airy
Wyndmoor
Gravers
Chestnut Hill East

CHE train Time Schedule

#738 - Chestnut Hill East Route Timetable:

Sunday	12:03 AM
Monday	12:03 AM
Tuesday	Not Operational
Wednesday	Not Operational
Thursday	Not Operational
Friday	Not Operational
Saturday	Not Operational


CHE train Info

Direction: #738 - Chestnut Hill East

Stops: 13

Trip Duration: 34 min

Line Summary:

 [CHE train Line Map](#)

Direction: #7537 - Center City Philadelphia

13 stops

[VIEW LINE SCHEDULE](#)

Chestnut Hill East
Gravers
Wyndmoor
Mount Airy
Sedgwick
Stenton
Washington Lane
Germantown
Wister
Wayne Junction
Temple University

CHE train Time Schedule

#7537 - Center City Philadelphia Route Timetable:

Sunday	Not Operational
Monday	4:04 PM
Tuesday	4:04 PM
Wednesday	4:04 PM
Thursday	4:04 PM
Friday	4:04 PM
Saturday	Not Operational

CHE train Info

Direction: #7537 - Center City Philadelphia

Stops: 13

Trip Duration: 43 min

Line Summary:

Jefferson Station

Suburban Station

 [CHE train Line Map](#)

Direction: #7821 - Center City Philadelphia

13 stops

[VIEW LINE SCHEDULE](#)

Chestnut Hill East

Gravers

Wyndmoor

Mount Airy

Sedgwick

Stenton

Washington Lane

Germantown

Wister

Wayne Junction

Temple University

Jefferson Station

Suburban Station

CHE train Time Schedule

#7821 - Center City Philadelphia Route Timetable:

Sunday	Not Operational
Monday	3:06 PM
Tuesday	3:06 PM
Wednesday	3:06 PM
Thursday	3:06 PM
Friday	3:06 PM
Saturday	Not Operational

CHE train Info

Direction: #7821 - Center City Philadelphia

Stops: 13

Trip Duration: 41 min

Line Summary:

 [CHE train Line Map](#)

Direction: #8716 - Chestnut Hill East

13 stops

[VIEW LINE SCHEDULE](#)

Suburban Station

Jefferson Station

Temple University

Wayne Junction

Wister

Germantown

Washington Lane

Stenton

Sedgwick

Mount Airy

CHE train Time Schedule

#8716 - Chestnut Hill East Route Timetable:

Sunday	Not Operational
Monday	8:47 AM
Tuesday	8:47 AM
Wednesday	8:47 AM
Thursday	8:47 AM
Friday	8:47 AM
Saturday	Not Operational

CHE train Info

Direction: #8716 - Chestnut Hill East

Stops: 13

Trip Duration: 40 min

Line Summary:

Wyndmoor

Gravers

Chestnut Hill East

 [CHE train Line Map](#)

Direction: #8750 - Chestnut Hill East

13 stops

[VIEW LINE SCHEDULE](#)

Suburban Station

Jefferson Station

Temple University

Wayne Junction

Wister

Germantown

Washington Lane

Stenton

Sedgwick

Mount Airy

Wyndmoor

Gravers

Chestnut Hill East

CHE train Time Schedule

#8750 - Chestnut Hill East Route Timetable:

Sunday	Not Operational
Monday	5:25 PM
Tuesday	5:25 PM
Wednesday	5:25 PM
Thursday	5:25 PM
Friday	5:25 PM
Saturday	Not Operational

CHE train Info

Direction: #8750 - Chestnut Hill East

Stops: 13

Trip Duration: 43 min

Line Summary:

 [CHE train Line Map](#)

Direction: #8756 - Chestnut Hill East

13 stops

[VIEW LINE SCHEDULE](#)

Suburban Station

Jefferson Station

Temple University

Wayne Junction

Wister

Germantown

Washington Lane

Stenton

Sedgwick

CHE train Time Schedule

#8756 - Chestnut Hill East Route Timetable:

Sunday	Not Operational
Monday	6:59 PM
Tuesday	6:59 PM
Wednesday	6:59 PM
Thursday	6:59 PM
Friday	6:59 PM
Saturday	Not Operational

CHE train Info

Direction: #8756 - Chestnut Hill East

Stops: 13

Trip Duration: 42 min

Mount Airy

Wyndmoor

Gravers

Chestnut Hill East

Line Summary:

 [CHE train Line Map](#)

CHE train time schedules and route maps are available in an offline PDF at moovitapp.com. Use the [Moovit App](#) to see live bus times, train schedule or subway schedule, and step-by-step directions for all public transit in Philadelphia.

[About Moovit](#) · [MaaS Solutions](#) · [Supported Countries](#) · [Mooviter Community](#)

© 2024 Moovit - All Rights Reserved

Check Live Arrival Times

