



#1226 - Suburban Station

Get The App

The WIL train line (#1226 - Suburban Station) has 52 routes. For regular weekdays, their operation hours are:
 (1) #1226 - Suburban Station: 6:10 PM(2) #204 - Center City Philadelphia: 6:12 AM(3) #206 - Center City Philadelphia: 5:21 AM(4) #207 - Wilmington: 7:35 AM(5) #208 - Center City Philadelphia: 7:12 AM(6) #211 - Wilmington: 9:35 AM(7) #212 - Center City Philadelphia: 9:12 AM(8) #215 - Wilmington: 11:35 AM(9) #216 - Center City Philadelphia: 11:12 AM(10) #219 - Wilmington: 1:35 PM(11) #220 - Center City Philadelphia: 3:25 PM(12) #223 - Wilmington: 3:35 PM(13) #224 - Center City Philadelphia: 3:12 PM(14) #227 - Wilmington: 5:35 PM(15) #228 - Center City Philadelphia: 5:12 PM(16) #231 - Wilmington: 7:35 PM(17) #232 - Center City Philadelphia: 7:12 PM(18) #235 - Wilmington: 10:35 PM(19) #236 - Center City Philadelphia: 9:12 PM(20) #2500 - Center City Philadelphia: 5:52 AM(21) #2502 - Center City Philadelphia: 7:28 AM(22) #2514 - Center City Philadelphia: 12:12 PM(23) #2518 - Center City Philadelphia: 2:20 PM(24) #2522 - Center City Philadelphia: 3:55 PM(25) #2528 - Center City Philadelphia: 7:20 PM(26) #2530 - Center City Philadelphia: 8:04 PM(27) #3209 - Wilmington: 10:28 AM(28) #3219 - Newark: 2:28 PM(29) #3223 - Newark: 4:33 PM(30) #5203 - Marcus Hook: 6:31 AM(31) #5205 - Newark: 7:35 AM(32) #5207 - Wilmington: 8:36 AM(33) #5215 - Wilmington: 12:35 PM(34) #5217 - Wilmington: 1:35 PM(35) #5227 - Newark: 6:35 PM(36) #5229 - Wilmington: 7:35 PM(37) #5231 - Marcus Hook: 8:35 PM(38) #5239 - Wilmington: 10:35 PM(39) #8215 - Newark: 6:05 AM(40) #9204 - Temple University: 6:35 AM(41) #9206 - Temple University: 7:43 AM(42) #9208 - Temple University: 9:06 AM(43) #9211 - Wilmington: 4:00 AM(44) #9212 - Temple University: 10:11 AM(45) #9213 - Newark: 4:53 AM(46) #9221 - Newark: 3:17 PM(47) #9224 - Temple University: 5:11 PM(48) #9225 - Newark: 5:31 PM(49) #9230 - Temple University: 9:23 PM(50) #9232 - Temple University: 10:25 PM(51) #9241 - Wilmington: 5:06 PM(52) #9250 - Temple University: 7:35 PM
 Use the Moovit App to find the closest WIL train station near you and find out when is the next WIL train arriving.

Direction: #1226 - Suburban Station

18 stops

[VIEW LINE SCHEDULE](#)

- Newark
- Wilmington
- Claymont
- Marcus Hook
- Highland Avenue
- Chester
- Crum Lynne
- Ridley Park
- Prospect Park - Moore
- Norwood
- Glenolden
- Folcroft
- Sharon Hill

WIL train Time Schedule

#1226 - Suburban Station Route Timetable:

Sunday	Not Operational
Monday	6:10 PM
Tuesday	6:10 PM
Wednesday	6:10 PM
Thursday	6:10 PM
Friday	6:10 PM
Saturday	Not Operational

WIL train Info

Direction: #1226 - Suburban Station

Stops: 18

Trip Duration: 71 min

Line Summary:

[WIL train Line Map](#)

Curtis Park

Darby

University City

30th Street

Suburban Station

Direction: #204 - Center City Philadelphia

18 stops

[VIEW LINE SCHEDULE](#)

Wilmington

Claymont

Marcus Hook

Highland Avenue

Chester

Eddystone

Crum Lynne

Ridley Park

Prospect Park - Moore

Norwood

Glenolden

Folcroft

Sharon Hill

Curtis Park

Darby

University City

30th Street

Suburban Station

WIL train Time Schedule

#204 - Center City Philadelphia Route Timetable:

Sunday	6:12 AM
Monday	Not Operational
Tuesday	Not Operational
Wednesday	Not Operational
Thursday	Not Operational
Friday	Not Operational
Saturday	6:12 AM

WIL train Info

Direction: #204 - Center City Philadelphia

Stops: 18

Trip Duration: 57 min

Line Summary:

 [WIL train Line Map](#)

Direction: #206 - Center City Philadelphia

18 stops

[VIEW LINE SCHEDULE](#)

Wilmington

Claymont

WIL train Time Schedule

#206 - Center City Philadelphia Route Timetable:

Sunday	Not Operational
Monday	5:21 AM
Tuesday	5:21 AM
Wednesday	5:21 AM

Marcus Hook

Highland Avenue

Chester

Eddystone

Crum Lynne

Ridley Park

Prospect Park - Moore

Norwood

Glenolden

Folcroft

Sharon Hill

Curtis Park

Darby

University City

30th Street

Suburban Station

Thursday

5:21 AM

Friday

5:21 AM

Saturday

Not Operational


WIL train Info

Direction: #206 - Center City Philadelphia

Stops: 18

Trip Duration: 56 min

Line Summary:

 [WIL train Line Map](#)

Direction: #207 - Wilmington

18 stops

[VIEW LINE SCHEDULE](#)

Suburban Station

30th Street

University City

Darby

Curtis Park

Sharon Hill

Folcroft

Glenolden

Norwood

Prospect Park - Moore

Ridley Park

Crum Lynne

Eddystone

WIL train Time Schedule

#207 - Wilmington Route Timetable:

Sunday

7:35 AM

Monday

Not Operational

Tuesday

Not Operational

Wednesday

Not Operational

Thursday

Not Operational

Friday

Not Operational

Saturday

7:35 AM


WIL train Info

Direction: #207 - Wilmington

Stops: 18

Trip Duration: 57 min

Line Summary:

 [WIL train Line Map](#)

Chester

Highland Avenue

Marcus Hook

Claymont

Wilmington

Direction: #208 - Center City Philadelphia

18 stops

[VIEW LINE SCHEDULE](#)

Wilmington

Claymont

Marcus Hook

Highland Avenue

Chester

Eddystone

Crum Lynne

Ridley Park

Prospect Park - Moore

Norwood

Glenolden

Folcroft

Sharon Hill

Curtis Park

Darby

University City

30th Street

Suburban Station

WIL train Time Schedule

#208 - Center City Philadelphia Route Timetable:

Sunday	7:12 AM
Monday	Not Operational
Tuesday	Not Operational
Wednesday	Not Operational
Thursday	Not Operational
Friday	Not Operational
Saturday	7:12 AM

WIL train Info

Direction: #208 - Center City Philadelphia

Stops: 18

Trip Duration: 57 min

Line Summary:

 [WIL train Line Map](#)

Direction: #211 - Wilmington

18 stops

[VIEW LINE SCHEDULE](#)

Suburban Station

30th Street

WIL train Time Schedule

#211 - Wilmington Route Timetable:

Sunday	9:35 AM
Monday	Not Operational
Tuesday	Not Operational
Wednesday	Not Operational

University City

Darby

Curtis Park

Sharon Hill

Folcroft

Glenolden

Norwood

Prospect Park - Moore

Ridley Park

Crum Lynne

Eddystone

Chester

Highland Avenue

Marcus Hook

Claymont

Wilmington

Thursday

Not Operational

Friday

Not Operational

Saturday

9:35 AM


WIL train Info

Direction: #211 - Wilmington

Stops: 18

Trip Duration: 57 min

Line Summary:

 [WIL train Line Map](#)

Direction: #212 - Center City Philadelphia

18 stops

[VIEW LINE SCHEDULE](#)

Wilmington

Claymont

Marcus Hook

Highland Avenue

Chester

Eddystone

Crum Lynne

Ridley Park

Prospect Park - Moore

Norwood

Glenolden

Folcroft

Sharon Hill

WIL train Time Schedule

#212 - Center City Philadelphia Route Timetable:

Sunday

9:12 AM

Monday

Not Operational

Tuesday

Not Operational

Wednesday

Not Operational

Thursday

Not Operational

Friday

Not Operational

Saturday

9:12 AM

WIL train Info

Direction: #212 - Center City Philadelphia

Stops: 18

Trip Duration: 57 min

Line Summary:

 [WIL train Line Map](#)

Curtis Park

Darby

University City

30th Street

Suburban Station

Direction: #215 - Wilmington

18 stops

[VIEW LINE SCHEDULE](#)

Suburban Station

30th Street

University City

Darby

Curtis Park

Sharon Hill

Folcroft

Glenolden

Norwood

Prospect Park - Moore

Ridley Park

Crum Lynne

Eddystone

Chester

Highland Avenue

Marcus Hook

Claymont

Wilmington

WIL train Time Schedule

#215 - Wilmington Route Timetable:

Sunday	11:35 AM
Monday	Not Operational
Tuesday	Not Operational
Wednesday	Not Operational
Thursday	Not Operational
Friday	Not Operational
Saturday	11:35 AM

WIL train Info

Direction: #215 - Wilmington

Stops: 18

Trip Duration: 57 min

Line Summary:

 [WIL train Line Map](#)

Direction: #216 - Center City Philadelphia

18 stops

[VIEW LINE SCHEDULE](#)

Wilmington

Claymont

WIL train Time Schedule

#216 - Center City Philadelphia Route Timetable:

Sunday	11:12 AM
Monday	Not Operational
Tuesday	Not Operational
Wednesday	Not Operational

Marcus Hook
 Highland Avenue
 Chester
 Eddystone
 Crum Lynne
 Ridley Park
 Prospect Park - Moore
 Norwood
 Glenolden
 Folcroft
 Sharon Hill
 Curtis Park
 Darby
 University City
 30th Street
 Suburban Station

Direction: #219 - Wilmington

18 stops

[VIEW LINE SCHEDULE](#)

Suburban Station
 30th Street
 University City
 Darby
 Curtis Park
 Sharon Hill
 Folcroft
 Glenolden
 Norwood
 Prospect Park - Moore
 Ridley Park
 Crum Lynne
 Eddystone

Thursday	Not Operational
Friday	Not Operational
Saturday	11:12 AM


WIL train Info

Direction: #216 - Center City Philadelphia

Stops: 18

Trip Duration: 57 min

Line Summary:

 [WIL train Line Map](#)

WIL train Time Schedule

#219 - Wilmington Route Timetable:

Sunday	1:35 PM
Monday	Not Operational
Tuesday	Not Operational
Wednesday	Not Operational
Thursday	Not Operational
Friday	Not Operational
Saturday	1:35 PM

WIL train Info

Direction: #219 - Wilmington

Stops: 18

Trip Duration: 57 min

Line Summary:

 [WIL train Line Map](#)

Chester

Highland Avenue

Marcus Hook

Claymont

Wilmington

Direction: #220 - Center City Philadelphia

18 stops

[VIEW LINE SCHEDULE](#)

Wilmington

Claymont

Marcus Hook

Highland Avenue

Chester

Eddystone

Crum Lynne

Ridley Park

Prospect Park - Moore

Norwood

Glenolden

Folcroft

Sharon Hill

Curtis Park

Darby

University City

30th Street

Suburban Station

WIL train Time Schedule

#220 - Center City Philadelphia Route Timetable:

Sunday	1:12 PM
Monday	3:25 PM
Tuesday	3:25 PM
Wednesday	3:25 PM
Thursday	3:25 PM
Friday	3:25 PM
Saturday	1:12 PM

WIL train Info

Direction: #220 - Center City Philadelphia

Stops: 18

Trip Duration: 57 min

Line Summary:

 [WIL train Line Map](#)

Direction: #223 - Wilmington

18 stops

[VIEW LINE SCHEDULE](#)

Suburban Station

30th Street

WIL train Time Schedule

#223 - Wilmington Route Timetable:

Sunday	3:35 PM
Monday	Not Operational
Tuesday	Not Operational
Wednesday	Not Operational

University City

Darby

Curtis Park

Sharon Hill

Folcroft

Glenolden

Norwood

Prospect Park - Moore

Ridley Park

Crum Lynne

Eddystone

Chester

Highland Avenue

Marcus Hook

Claymont

Wilmington

Thursday

Not Operational

Friday

Not Operational

Saturday

3:35 PM


WIL train Info

Direction: #223 - Wilmington

Stops: 18

Trip Duration: 57 min

Line Summary:

 [WIL train Line Map](#)

Direction: #224 - Center City Philadelphia

18 stops

[VIEW LINE SCHEDULE](#)

Wilmington

Claymont

Marcus Hook

Highland Avenue

Chester

Eddystone

Crum Lynne

Ridley Park

Prospect Park - Moore

Norwood

Glenolden

Folcroft

Sharon Hill

WIL train Time Schedule

#224 - Center City Philadelphia Route Timetable:

Sunday

3:12 PM

Monday

Not Operational

Tuesday

Not Operational

Wednesday

Not Operational

Thursday

Not Operational

Friday

Not Operational

Saturday

3:12 PM

WIL train Info

Direction: #224 - Center City Philadelphia

Stops: 18

Trip Duration: 57 min

Line Summary:

 [WIL train Line Map](#)

Curtis Park

Darby

University City

30th Street

Suburban Station

Direction: #227 - Wilmington

18 stops

[VIEW LINE SCHEDULE](#)

Suburban Station

30th Street

University City

Darby

Curtis Park

Sharon Hill

Folcroft

Glenolden

Norwood

Prospect Park - Moore

Ridley Park

Crum Lynne

Eddystone

Chester

Highland Avenue

Marcus Hook

Claymont

Wilmington

WIL train Time Schedule

#227 - Wilmington Route Timetable:

Sunday	5:35 PM
Monday	Not Operational
Tuesday	Not Operational
Wednesday	Not Operational
Thursday	Not Operational
Friday	Not Operational
Saturday	5:35 PM

WIL train Info

Direction: #227 - Wilmington

Stops: 18

Trip Duration: 57 min

Line Summary:

 [WIL train Line Map](#)

Direction: #228 - Center City Philadelphia

18 stops

[VIEW LINE SCHEDULE](#)

Wilmington

Claymont

WIL train Time Schedule

#228 - Center City Philadelphia Route Timetable:

Sunday	5:12 PM
Monday	Not Operational
Tuesday	Not Operational
Wednesday	Not Operational

Marcus Hook

Highland Avenue

Chester

Eddystone

Crum Lynne

Ridley Park

Prospect Park - Moore

Norwood

Glenolden

Folcroft

Sharon Hill

Curtis Park

Darby

University City

30th Street

Suburban Station

Thursday

Not Operational

Friday

Not Operational

Saturday

5:12 PM

WIL train Info

Direction: #228 - Center City Philadelphia

Stops: 18

Trip Duration: 57 min

Line Summary:

 [WIL train Line Map](#)

Direction: #231 - Wilmington

18 stops

[VIEW LINE SCHEDULE](#)

Suburban Station

30th Street

University City

Darby

Curtis Park

Sharon Hill

Folcroft

Glenolden

Norwood

Prospect Park - Moore

Ridley Park

Crum Lynne

Eddystone

WIL train Time Schedule

#231 - Wilmington Route Timetable:

Sunday

7:35 PM

Monday

Not Operational

Tuesday

Not Operational

Wednesday

Not Operational

Thursday

Not Operational

Friday

Not Operational

Saturday

7:35 PM

WIL train Info

Direction: #231 - Wilmington

Stops: 18

Trip Duration: 57 min

Line Summary:

 [WIL train Line Map](#)

Chester

Highland Avenue

Marcus Hook

Claymont

Wilmington

Direction: #232 - Center City Philadelphia

18 stops

[VIEW LINE SCHEDULE](#)

Wilmington

Claymont

Marcus Hook

Highland Avenue

Chester

Eddystone

Crum Lynne

Ridley Park

Prospect Park - Moore

Norwood

Glenolden

Folcroft

Sharon Hill

Curtis Park

Darby

University City

30th Street

Suburban Station

WIL train Time Schedule

#232 - Center City Philadelphia Route Timetable:

Sunday	7:12 PM
Monday	Not Operational
Tuesday	Not Operational
Wednesday	Not Operational
Thursday	Not Operational
Friday	Not Operational
Saturday	7:12 PM

WIL train Info

Direction: #232 - Center City Philadelphia

Stops: 18

Trip Duration: 57 min

Line Summary:

 [WIL train Line Map](#)

Direction: #235 - Wilmington

18 stops

[VIEW LINE SCHEDULE](#)

Suburban Station

30th Street

WIL train Time Schedule

#235 - Wilmington Route Timetable:

Sunday	10:35 PM
Monday	Not Operational
Tuesday	Not Operational
Wednesday	Not Operational

University City

Darby

Curtis Park

Sharon Hill

Folcroft

Glenolden

Norwood

Prospect Park - Moore

Ridley Park

Crum Lynne

Eddystone

Chester

Highland Avenue

Marcus Hook

Claymont

Wilmington

Thursday

Not Operational

Friday

Not Operational

Saturday

10:35 PM


WIL train Info

Direction: #235 - Wilmington

Stops: 18

Trip Duration: 57 min

Line Summary:

 [WIL train Line Map](#)

Direction: #236 - Center City Philadelphia

18 stops

[VIEW LINE SCHEDULE](#)

Wilmington

Claymont

Marcus Hook

Highland Avenue

Chester

Eddystone

Crum Lynne

Ridley Park

Prospect Park - Moore

Norwood

Glenolden

Folcroft

Sharon Hill

WIL train Time Schedule

#236 - Center City Philadelphia Route Timetable:

Sunday

9:12 PM

Monday

Not Operational

Tuesday

Not Operational

Wednesday

Not Operational

Thursday

Not Operational

Friday

Not Operational

Saturday

9:12 PM

WIL train Info

Direction: #236 - Center City Philadelphia

Stops: 18

Trip Duration: 57 min

Line Summary:

 [WIL train Line Map](#)

Curtis Park

Darby

University City

30th Street

Suburban Station

Direction: #2500 - Center City Philadelphia

19 stops

[VIEW LINE SCHEDULE](#)

Newark

Wilmington

Claymont

Marcus Hook

Highland Avenue

Chester

Eddystone

Crum Lynne

Ridley Park

Prospect Park - Moore

Norwood

Glenolden

Folcroft

Sharon Hill

Curtis Park

Darby

University City

30th Street

Suburban Station

WIL train Time Schedule

#2500 - Center City Philadelphia Route Timetable:

Sunday	Not Operational
Monday	5:52 AM
Tuesday	5:52 AM
Wednesday	5:52 AM
Thursday	5:52 AM
Friday	5:52 AM
Saturday	Not Operational

WIL train Info

Direction: #2500 - Center City Philadelphia

Stops: 19

Trip Duration: 77 min

Line Summary:

 [WIL train Line Map](#)

Direction: #2502 - Center City Philadelphia

16 stops

[VIEW LINE SCHEDULE](#)

Marcus Hook

WIL train Time Schedule

#2502 - Center City Philadelphia Route Timetable:

Sunday	Not Operational
Monday	7:28 AM
Tuesday	7:28 AM

Highland Avenue

Chester

Eddystone

Crum Lynne

Ridley Park

Prospect Park - Moore

Norwood

Glenolden

Folcroft

Sharon Hill

Curtis Park

Darby

University City

30th Street

Suburban Station

Wednesday

7:28 AM

Thursday

7:28 AM

Friday

7:28 AM

Saturday

Not Operational

WIL train Info

Direction: #2502 - Center City Philadelphia

Stops: 16

Trip Duration: 41 min

Line Summary:

 [WIL train Line Map](#)

Direction: #2514 - Center City Philadelphia

18 stops

[VIEW LINE SCHEDULE](#)

Wilmington

Claymont

Marcus Hook

Highland Avenue

Chester

Eddystone

Crum Lynne

Ridley Park

Prospect Park - Moore

Norwood

Glenolden

Folcroft

Sharon Hill

Curtis Park

WIL train Time Schedule

#2514 - Center City Philadelphia Route Timetable:

Sunday

Not Operational

Monday

12:12 PM

Tuesday

12:12 PM

Wednesday

12:12 PM

Thursday

12:12 PM

Friday

12:12 PM

Saturday

Not Operational

WIL train Info

Direction: #2514 - Center City Philadelphia

Stops: 18

Trip Duration: 57 min

Line Summary:

 [WIL train Line Map](#)

Darby

University City

30th Street

Suburban Station

Direction: #2518 - Center City Philadelphia

17 stops

[VIEW LINE SCHEDULE](#)

Wilmington

Claymont

Marcus Hook

Highland Avenue

Chester

Crum Lynne

Ridley Park

Prospect Park - Moore

Norwood

Glenolden

Folcroft

Sharon Hill

Curtis Park

Darby

University City

30th Street

Suburban Station

WIL train Time Schedule

#2518 - Center City Philadelphia Route Timetable:

Sunday	Not Operational
Monday	2:20 PM
Tuesday	2:20 PM
Wednesday	2:20 PM
Thursday	2:20 PM
Friday	2:20 PM
Saturday	Not Operational

WIL train Info

Direction: #2518 - Center City Philadelphia

Stops: 17

Trip Duration: 56 min

Line Summary:

 [WIL train Line Map](#)

Direction: #2522 - Center City Philadelphia

18 stops

[VIEW LINE SCHEDULE](#)

Newark

Wilmington

Claymont

Marcus Hook

WIL train Time Schedule

#2522 - Center City Philadelphia Route Timetable:

Sunday	Not Operational
Monday	3:55 PM
Tuesday	3:55 PM
Wednesday	3:55 PM
Thursday	3:55 PM
Friday	3:55 PM

Highland Avenue

Saturday

Not Operational

Chester

Crum Lynne

Ridley Park

Prospect Park - Moore

Norwood

Glenolden

Folcroft

Sharon Hill

Curtis Park

Darby

University City

30th Street

Suburban Station

WIL train Info

Direction: #2522 - Center City Philadelphia

Stops: 18

Trip Duration: 81 min

Line Summary:

 [WIL train Line Map](#)

Direction: #2528 - Center City Philadelphia

18 stops

[VIEW LINE SCHEDULE](#)

Wilmington

Claymont

Marcus Hook

Highland Avenue

Chester

Eddystone

Crum Lynne

Ridley Park

Prospect Park - Moore

Norwood

Glenolden

Folcroft

Sharon Hill

Curtis Park

Darby

WIL train Time Schedule

#2528 - Center City Philadelphia Route Timetable:

Sunday	Not Operational
Monday	7:20 PM
Tuesday	7:20 PM
Wednesday	7:20 PM
Thursday	7:20 PM
Friday	7:20 PM
Saturday	Not Operational

WIL train Info

Direction: #2528 - Center City Philadelphia

Stops: 18

Trip Duration: 56 min

Line Summary:

 [WIL train Line Map](#)

University City

30th Street

Suburban Station

Direction: #2530 - Center City Philadelphia

18 stops

[VIEW LINE SCHEDULE](#)

Newark

Wilmington

Claymont

Marcus Hook

Highland Avenue

Chester

Crum Lynne

Ridley Park

Prospect Park - Moore

Norwood

Glenolden

Folcroft

Sharon Hill

Curtis Park

Darby

University City

30th Street

Suburban Station

Direction: #3209 - Wilmington

18 stops

[VIEW LINE SCHEDULE](#)

Suburban Station

30th Street

University City

Darby

WIL train Time Schedule

#2530 - Center City Philadelphia Route Timetable:

Sunday	Not Operational
Monday	8:04 PM
Tuesday	8:04 PM
Wednesday	8:04 PM
Thursday	8:04 PM
Friday	8:04 PM
Saturday	Not Operational


WIL train Info

Direction: #2530 - Center City Philadelphia

Stops: 18

Trip Duration: 65 min

Line Summary:

 [WIL train Line Map](#)

WIL train Time Schedule

#3209 - Wilmington Route Timetable:

Sunday	Not Operational
Monday	10:28 AM
Tuesday	10:28 AM
Wednesday	10:28 AM
Thursday	10:28 AM
Friday	10:28 AM

Curtis Park

Saturday

Not Operational

Sharon Hill

Folcroft

Glenolden

Norwood

Prospect Park - Moore

Ridley Park

Crum Lynne

Eddystone

Chester

Highland Avenue

Marcus Hook

Claymont

Wilmington

WIL train Info

Direction: #3209 - Wilmington

Stops: 18

Trip Duration: 60 min

Line Summary:

 [WIL train Line Map](#)

Direction: #3219 - Newark

19 stops

[VIEW LINE SCHEDULE](#)

Suburban Station

30th Street

University City

Darby

Curtis Park

Sharon Hill

Folcroft

Glenolden

Norwood

Prospect Park - Moore

Ridley Park

Crum Lynne

Eddystone

Chester

Highland Avenue

WIL train Time Schedule

#3219 - Newark Route Timetable:

Sunday	Not Operational
Monday	2:28 PM
Tuesday	2:28 PM
Wednesday	2:28 PM
Thursday	2:28 PM
Friday	2:28 PM
Saturday	Not Operational


WIL train Info

Direction: #3219 - Newark

Stops: 19

Trip Duration: 67 min

Line Summary:

 [WIL train Line Map](#)

Marcus Hook
Claymont
Wilmington
Newark

Direction: #3223 - Newark

19 stops

[VIEW LINE SCHEDULE](#)

Suburban Station
30th Street
University City
Darby
Curtis Park
Sharon Hill
Folcroft
Glenolden
Norwood
Prospect Park - Moore
Ridley Park
Crum Lynne
Eddystone
Chester
Highland Avenue
Marcus Hook
Claymont
Wilmington
Newark

Direction: #5203 - Marcus Hook

16 stops

[VIEW LINE SCHEDULE](#)

Suburban Station
30th Street

WIL train Time Schedule

#3223 - Newark Route Timetable:

Sunday	Not Operational
Monday	4:33 PM
Tuesday	4:33 PM
Wednesday	4:33 PM
Thursday	4:33 PM
Friday	4:33 PM
Saturday	Not Operational

WIL train Info

Direction: #3223 - Newark

Stops: 19

Trip Duration: 77 min

Line Summary:

 [WIL train Line Map](#)

WIL train Time Schedule

#5203 - Marcus Hook Route Timetable:

Sunday	Not Operational
Monday	6:31 AM
Tuesday	6:31 AM
Wednesday	6:31 AM

University City

Darby

Curtis Park

Sharon Hill

Folcroft

Glenolden

Norwood

Prospect Park - Moore

Ridley Park

Crum Lynne

Eddystone

Chester

Highland Avenue

Marcus Hook

Thursday

6:31 AM

Friday

6:31 AM

Saturday

Not Operational


WIL train Info

Direction: #5203 - Marcus Hook

Stops: 16

Trip Duration: 38 min

Line Summary:

 [WIL train Line Map](#)

Direction: #5205 - Newark

18 stops

[VIEW LINE SCHEDULE](#)

Suburban Station

30th Street

University City

Darby

Curtis Park

Sharon Hill

Folcroft

Glenolden

Norwood

Prospect Park - Moore

Ridley Park

Crum Lynne

Chester

Highland Avenue

Marcus Hook

WIL train Time Schedule

#5205 - Newark Route Timetable:

Sunday

Not Operational

Monday

7:35 AM

Tuesday

7:35 AM

Wednesday

7:35 AM

Thursday

7:35 AM

Friday

7:35 AM

Saturday

Not Operational

WIL train Info

Direction: #5205 - Newark

Stops: 18

Trip Duration: 71 min

Line Summary:

 [WIL train Line Map](#)

Claymont

Wilmington

Newark

Direction: #5207 - Wilmington

18 stops

[VIEW LINE SCHEDULE](#)

Suburban Station

30th Street

University City

Darby

Curtis Park

Sharon Hill

Folcroft

Glenolden

Norwood

Prospect Park - Moore

Ridley Park

Crum Lynne

Eddystone

Chester

Highland Avenue

Marcus Hook

Claymont

Wilmington

WIL train Time Schedule

#5207 - Wilmington Route Timetable:

Sunday	Not Operational
Monday	8:36 AM
Tuesday	8:36 AM
Wednesday	8:36 AM
Thursday	8:36 AM
Friday	8:36 AM
Saturday	Not Operational

WIL train Info

Direction: #5207 - Wilmington

Stops: 18

Trip Duration: 60 min

Line Summary:

 [WIL train Line Map](#)

Direction: #5215 - Wilmington

18 stops

[VIEW LINE SCHEDULE](#)

Suburban Station

30th Street

University City

Darby

WIL train Time Schedule

#5215 - Wilmington Route Timetable:

Sunday	Not Operational
Monday	12:35 PM
Tuesday	12:35 PM
Wednesday	12:35 PM
Thursday	12:35 PM
Friday	12:35 PM

Curtis Park
Sharon Hill
Folcroft
Glenolden
Norwood
Prospect Park - Moore
Ridley Park
Crum Lynne
Eddystone
Chester
Highland Avenue
Marcus Hook
Claymont
Wilmington

Saturday Not Operational

WIL train Info

Direction: #5215 - Wilmington

Stops: 18

Trip Duration: 60 min

Line Summary:

 [WIL train Line Map](#)

Direction: #5217 - Wilmington

17 stops

[VIEW LINE SCHEDULE](#)

Suburban Station
30th Street
University City
Darby
Curtis Park
Sharon Hill
Folcroft
Glenolden
Norwood
Prospect Park - Moore
Ridley Park
Crum Lynne
Chester
Highland Avenue
Marcus Hook

WIL train Time Schedule

#5217 - Wilmington Route Timetable:

Sunday	Not Operational
Monday	1:35 PM
Tuesday	1:35 PM
Wednesday	1:35 PM
Thursday	1:35 PM
Friday	1:35 PM
Saturday	Not Operational

WIL train Info

Direction: #5217 - Wilmington

Stops: 17

Trip Duration: 59 min

Line Summary:

 [WIL train Line Map](#)

Claymont

Wilmington

Direction: #5227 - Newark

19 stops

[VIEW LINE SCHEDULE](#)

- Suburban Station
- 30th Street
- University City
- Darby
- Curtis Park
- Sharon Hill
- Folcroft
- Glenolden
- Norwood
- Prospect Park - Moore
- Ridley Park
- Crum Lynne
- Eddystone
- Chester
- Highland Avenue
- Marcus Hook
- Claymont
- Wilmington
- Newark

Direction: #5229 - Wilmington

17 stops

[VIEW LINE SCHEDULE](#)

- Suburban Station
- 30th Street
- University City
- Darby

WIL train Time Schedule

#5227 - Newark Route Timetable:

Sunday	Not Operational
Monday	6:35 PM
Tuesday	6:35 PM
Wednesday	6:35 PM
Thursday	6:35 PM
Friday	6:35 PM
Saturday	Not Operational

WIL train Info

Direction: #5227 - Newark

Stops: 19

Trip Duration: 69 min

Line Summary:

 [WIL train Line Map](#)

WIL train Time Schedule

#5229 - Wilmington Route Timetable:

Sunday	Not Operational
Monday	7:35 PM
Tuesday	7:35 PM
Wednesday	7:35 PM
Thursday	7:35 PM
Friday	7:35 PM

Curtis Park

Saturday

Not Operational

Sharon Hill

Folcroft

Glenolden

Norwood

Prospect Park - Moore

Ridley Park

Crum Lynne

Chester

Highland Avenue

Marcus Hook

Claymont

Wilmington

WIL train Info

Direction: #5229 - Wilmington

Stops: 17

Trip Duration: 60 min

Line Summary:

 [WIL train Line Map](#)

Direction: #5231 - Marcus Hook

15 stops

[VIEW LINE SCHEDULE](#)

Suburban Station

30th Street

University City

Darby

Curtis Park

Sharon Hill

Folcroft

Glenolden

Norwood

Prospect Park - Moore

Ridley Park

Crum Lynne

Chester

Highland Avenue

Marcus Hook

WIL train Time Schedule

#5231 - Marcus Hook Route Timetable:

Sunday	Not Operational
Monday	8:35 PM
Tuesday	8:35 PM
Wednesday	8:35 PM
Thursday	8:35 PM
Friday	8:35 PM
Saturday	Not Operational

WIL train Info

Direction: #5231 - Marcus Hook

Stops: 15

Trip Duration: 41 min

Line Summary:

 [WIL train Line Map](#)

Direction: #5239 - Wilmington

18 stops

[VIEW LINE SCHEDULE](#)

- Suburban Station
- 30th Street
- University City
- Darby
- Curtis Park
- Sharon Hill
- Folcroft
- Glenolden
- Norwood
- Prospect Park - Moore
- Ridley Park
- Crum Lynne
- Eddystone
- Chester
- Highland Avenue
- Marcus Hook
- Claymont
- Wilmington

Direction: #8215 - Newark

14 stops

[VIEW LINE SCHEDULE](#)

- Suburban Station
- 30th Street
- University City
- Darby
- Curtis Park
- Sharon Hill
- Prospect Park - Moore

WIL train Time Schedule

#5239 - Wilmington Route Timetable:

Sunday	Not Operational
Monday	10:35 PM
Tuesday	10:35 PM
Wednesday	10:35 PM
Thursday	10:35 PM
Friday	10:35 PM
Saturday	Not Operational

WIL train Info**Direction:** #5239 - Wilmington**Stops:** 18**Trip Duration:** 60 min**Line Summary:** [WIL train Line Map](#)**WIL train Time Schedule**

#8215 - Newark Route Timetable:

Sunday	Not Operational
Monday	6:05 AM
Tuesday	6:05 AM
Wednesday	6:05 AM
Thursday	6:05 AM
Friday	6:05 AM
Saturday	Not Operational

Ridley Park

Chester

Highland Avenue

Marcus Hook

Claymont

Wilmington

Newark

WIL train Info

Direction: #8215 - Newark

Stops: 14

Trip Duration: 66 min

Line Summary:

 [WIL train Line Map](#)

Direction: #9204 - Temple University

14 stops

[VIEW LINE SCHEDULE](#)

Newark

Wilmington

Claymont

Marcus Hook

Highland Avenue

Chester

Ridley Park

Prospect Park - Moore

Norwood

University City

30th Street

Suburban Station

Jefferson Station

Temple University

WIL train Time Schedule

#9204 - Temple University Route Timetable:

Sunday	Not Operational
Monday	6:35 AM
Tuesday	6:35 AM
Wednesday	6:35 AM
Thursday	6:35 AM
Friday	6:35 AM
Saturday	Not Operational

WIL train Info

Direction: #9204 - Temple University

Stops: 14

Trip Duration: 96 min

Line Summary:

 [WIL train Line Map](#)

Direction: #9206 - Temple University

20 stops

[VIEW LINE SCHEDULE](#)

Newark

Wilmington

Claymont

Marcus Hook

WIL train Time Schedule

#9206 - Temple University Route Timetable:

Sunday	Not Operational
Monday	7:43 AM
Tuesday	7:43 AM
Wednesday	7:43 AM
Thursday	7:43 AM
Friday	7:43 AM

Highland Avenue
Chester
Crum Lynne
Ridley Park
Prospect Park - Moore
Norwood
Glenolden
Folcroft
Sharon Hill
Curtis Park
Darby
University City
30th Street
Suburban Station
Jefferson Station
Temple University

Saturday Not Operational

WIL train Info

Direction: #9206 - Temple University

Stops: 20

Trip Duration: 89 min

Line Summary:

 [WIL train Line Map](#)

Direction: #9208 - Temple University

21 stops

[VIEW LINE SCHEDULE](#)

Newark
Wilmington
Claymont
Marcus Hook
Highland Avenue
Chester
Eddystone
Crum Lynne
Ridley Park
Prospect Park - Moore
Norwood
Glenolden
Folcroft

WIL train Time Schedule

#9208 - Temple University Route Timetable:

Sunday	Not Operational
Monday	9:06 AM
Tuesday	9:06 AM
Wednesday	9:06 AM
Thursday	9:06 AM
Friday	9:06 AM
Saturday	Not Operational

WIL train Info

Direction: #9208 - Temple University

Stops: 21

Trip Duration: 91 min

Line Summary:

 [WIL train Line Map](#)

Sharon Hill
Curtis Park
Darby
University City
30th Street
Suburban Station
Jefferson Station
Temple University

Direction: #9211 - Wilmington

19 stops

[VIEW LINE SCHEDULE](#)

Temple University
Jefferson Station
Suburban Station
30th Street
University City
Darby
Curtis Park
Sharon Hill
Folcroft
Glenolden
Norwood
Prospect Park - Moore
Ridley Park
Crum Lynne
Chester
Highland Avenue
Marcus Hook
Claymont
Wilmington

Direction: #9212 - Temple University

WIL train Time Schedule

#9211 - Wilmington Route Timetable:

Sunday	Not Operational
Monday	4:00 AM
Tuesday	4:00 AM
Wednesday	4:00 AM
Thursday	4:00 AM
Friday	4:00 AM
Saturday	Not Operational

WIL train Info

Direction: #9211 - Wilmington

Stops: 19

Trip Duration: 61 min

Line Summary:

 [WIL train Line Map](#)

WIL train Time Schedule

19 stops

[VIEW LINE SCHEDULE](#)

- Wilmington
- Claymont
- Marcus Hook
- Highland Avenue
- Chester
- Crum Lynne
- Ridley Park
- Prospect Park - Moore
- Norwood
- Glenolden
- Folcroft
- Sharon Hill
- Curtis Park
- Darby
- University City
- 30th Street
- Suburban Station
- Jefferson Station
- Temple University

Direction: #9213 - Newark

21 stops

[VIEW LINE SCHEDULE](#)

- Temple University
- Jefferson Station
- Suburban Station
- 30th Street
- University City
- Darby
- Curtis Park
- Sharon Hill

#9212 - Temple University Route Timetable:

Sunday	Not Operational
Monday	10:11 AM
Tuesday	10:11 AM
Wednesday	10:11 AM
Thursday	10:11 AM
Friday	10:11 AM
Saturday	Not Operational


WIL train Info

Direction: #9212 - Temple University

Stops: 19

Trip Duration: 66 min

Line Summary:

 [WIL train Line Map](#)

WIL train Time Schedule

#9213 - Newark Route Timetable:

Sunday	Not Operational
Monday	4:53 AM
Tuesday	4:53 AM
Wednesday	4:53 AM
Thursday	4:53 AM
Friday	4:53 AM
Saturday	Not Operational

WIL train Info

Direction: #9213 - Newark

Folcroft
Glenolden
Norwood
Prospect Park - Moore
Ridley Park
Crum Lynne
Eddystone
Chester
Highland Avenue
Marcus Hook
Claymont
Wilmington
Newark

Stops: 21
Trip Duration: 82 min
Line Summary:

 [WIL train Line Map](#)

Direction: #9221 - Newark

20 stops

[VIEW LINE SCHEDULE](#)

Temple University
Jefferson Station
Suburban Station
30th Street
University City
Darby
Curtis Park
Sharon Hill
Folcroft
Glenolden
Norwood
Prospect Park - Moore
Ridley Park
Crum Lynne
Chester
Highland Avenue

WIL train Time Schedule

#9221 - Newark Route Timetable:

Sunday	Not Operational
Monday	3:17 PM
Tuesday	3:17 PM
Wednesday	3:17 PM
Thursday	3:17 PM
Friday	3:17 PM
Saturday	Not Operational

WIL train Info

Direction: #9221 - Newark
Stops: 20
Trip Duration: 86 min
Line Summary:

 [WIL train Line Map](#)

Marcus Hook
Claymont
Wilmington
Newark

Direction: #9224 - Temple University

21 stops

[VIEW LINE SCHEDULE](#)

Newark
Wilmington
Claymont
Marcus Hook
Highland Avenue
Chester
Eddystone
Crum Lynne
Ridley Park
Prospect Park - Moore
Norwood
Glenolden
Folcroft
Sharon Hill
Curtis Park
Darby
University City
30th Street
Suburban Station
Jefferson Station
Temple University

Direction: #9225 - Newark

17 stops

[VIEW LINE SCHEDULE](#)

WIL train Time Schedule

#9224 - Temple University Route Timetable:

Sunday	Not Operational
Monday	5:11 PM
Tuesday	5:11 PM
Wednesday	5:11 PM
Thursday	5:11 PM
Friday	5:11 PM
Saturday	Not Operational

WIL train Info

Direction: #9224 - Temple University

Stops: 21

Trip Duration: 95 min

Line Summary:

 [WIL train Line Map](#)

WIL train Time Schedule

#9225 - Newark Route Timetable:

Sunday	Not Operational
--------	-----------------

Temple University

Jefferson Station

Suburban Station

30th Street

University City

Darby

Curtis Park

Sharon Hill

Norwood

Prospect Park - Moore

Ridley Park

Chester

Highland Avenue

Marcus Hook

Claymont

Wilmington

Newark

Direction: #9230 - Temple University

20 stops

[VIEW LINE SCHEDULE](#)

Wilmington

Claymont

Marcus Hook

Highland Avenue

Chester

Eddystone

Crum Lynne

Ridley Park

Prospect Park - Moore

Norwood

Glenolden

Folcroft

Monday 5:31 PM

Tuesday 5:31 PM

Wednesday 5:31 PM

Thursday 5:31 PM

Friday 5:31 PM

Saturday Not Operational


WIL train Info

Direction: #9225 - Newark

Stops: 17

Trip Duration: 91 min

Line Summary:

 [WIL train Line Map](#)

WIL train Time Schedule

#9230 - Temple University Route Timetable:

Sunday Not Operational

Monday 9:23 PM

Tuesday 9:23 PM

Wednesday 9:23 PM

Thursday 9:23 PM

Friday 9:23 PM

Saturday Not Operational

WIL train Info

Direction: #9230 - Temple University

Stops: 20

Trip Duration: 66 min

Line Summary:

 [WIL train Line Map](#)

Sharon Hill
Curtis Park
Darby
University City
30th Street
Suburban Station
Jefferson Station
Temple University

Direction: #9232 - Temple University

18 stops

[VIEW LINE SCHEDULE](#)

Marcus Hook
Highland Avenue
Chester
Eddystone
Crum Lynne
Ridley Park
Prospect Park - Moore
Norwood
Glenolden
Folcroft
Sharon Hill
Curtis Park
Darby
University City
30th Street
Suburban Station
Jefferson Station
Temple University

Direction: #9241 - Wilmington

20 stops

[VIEW LINE SCHEDULE](#)

WIL train Time Schedule

#9232 - Temple University Route Timetable:

Sunday	Not Operational
Monday	10:25 PM
Tuesday	10:25 PM
Wednesday	10:25 PM
Thursday	10:25 PM
Friday	10:25 PM
Saturday	Not Operational

WIL train Info

Direction: #9232 - Temple University

Stops: 18

Trip Duration: 53 min

Line Summary:

 [WIL train Line Map](#)

WIL train Time Schedule

#9241 - Wilmington Route Timetable:

Temple University

Jefferson Station

Suburban Station

30th Street

University City

Darby

Curtis Park

Sharon Hill

Folcroft

Glenolden

Norwood

Prospect Park - Moore

Ridley Park

Crum Lynne

Eddystone

Chester

Highland Avenue

Marcus Hook

Claymont

Wilmington

Sunday	Not Operational
Monday	5:06 PM
Tuesday	5:06 PM
Wednesday	5:06 PM
Thursday	5:06 PM
Friday	5:06 PM
Saturday	Not Operational


WIL train Info

Direction: #9241 - Wilmington

Stops: 20

Trip Duration: 70 min

Line Summary:

 [WIL train Line Map](#)

Direction: #9250 - Temple University

13 stops

[VIEW LINE SCHEDULE](#)

Newark

Wilmington

Claymont

Marcus Hook

Highland Avenue

Ridley Park

Prospect Park - Moore

Norwood

WIL train Time Schedule

#9250 - Temple University Route Timetable:

Sunday	Not Operational
Monday	7:35 PM
Tuesday	7:35 PM
Wednesday	7:35 PM
Thursday	7:35 PM
Friday	7:35 PM
Saturday	Not Operational

WIL train Info

Direction: #9250 - Temple University

University City

30th Street

Suburban Station

Jefferson Station

Temple University

Stops: 13

Trip Duration: 84 min

Line Summary:

 [WIL train Line Map](#)

WIL train time schedules and route maps are available in an offline PDF at moovitapp.com. Use the [Moovit App](#) to see live bus times, train schedule or subway schedule, and step-by-step directions for all public transit in Philadelphia.

[About Moovit](#) · [MaaS Solutions](#) · [Supported Countries](#) · [Mooviter Community](#)

© 2024 Moovit - All Rights Reserved

Check Live Arrival Times

